


ChipShop CapTite Chip Assembly

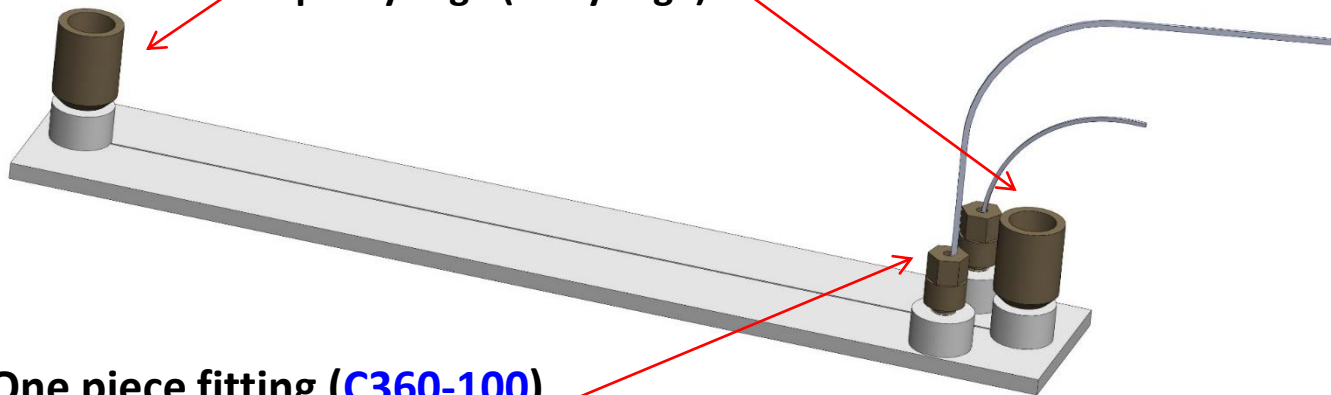
ChipShop CapTite™ Cross Chip ([10000178](#))

Chip has built in ports for CapTite connectors



On-Chip Reservoir ([C360-405R](#))

Threads into bonded-port connector to hold electrode or for connection to Luer taper syringe (LS-Syringe)



One piece fitting ([C360-100](#))

Threads into bonded-port connector for connection to capillary tubing ([CAP360-150P](#))

ChipShop Through-Hole Chip Assembly

Chip has 0.8 mm diameter holes in the top plate for channel access

One piece fitting ([C360-100](#),
[T132-100](#), or [T116-100](#))

Threads into bonded-port connector
for connection to capillary tubing

On-Chip Reservoir ([C360-405R](#))

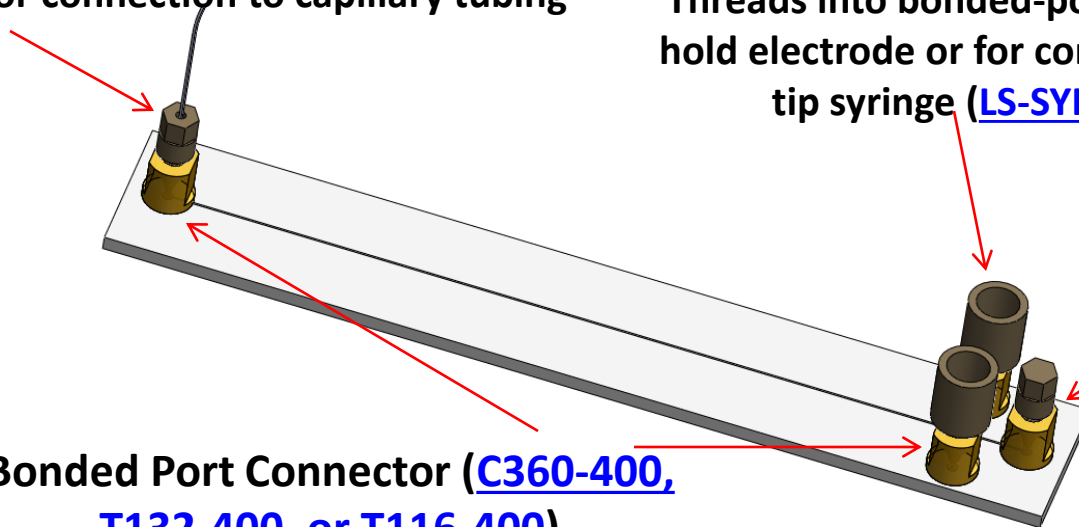
Threads into bonded-port connector to
hold electrode or for connection to Luer
tip syringe ([LS-SYRINGE LT](#))

One piece plug ([C360-101](#)
or [T116-101](#))

Threads into bonded-port
connector to plug channel
port

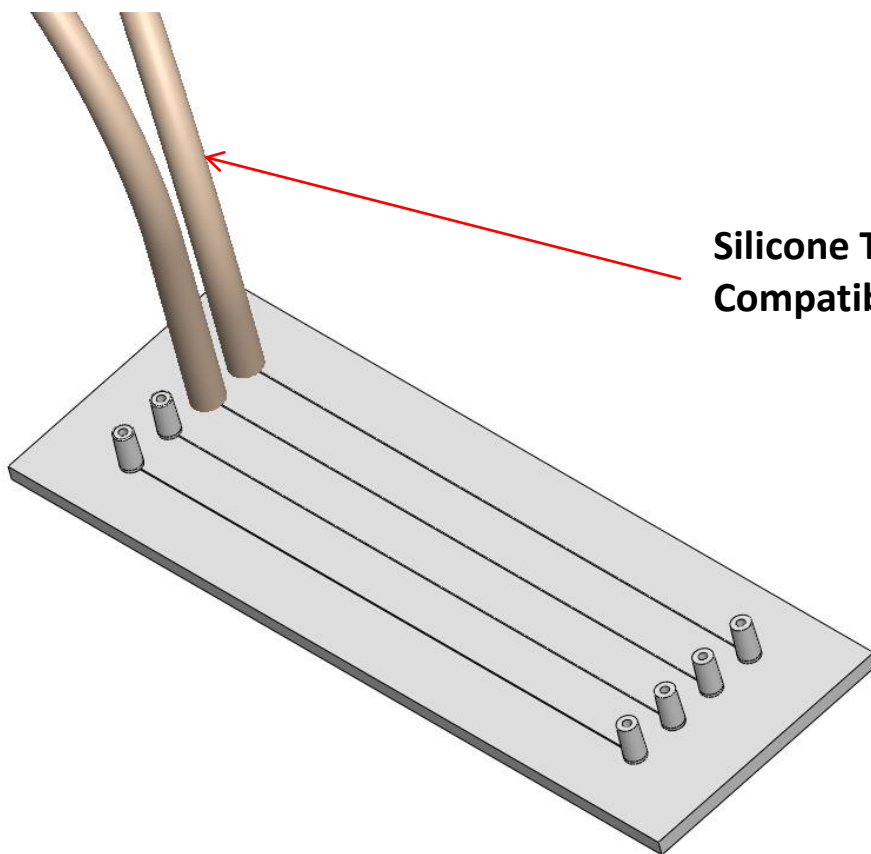
Bonded Port Connector ([C360-400](#),
[T132-400](#), or [T116-400](#))

Permanently bonds to through-hole chip
for leak-free connection

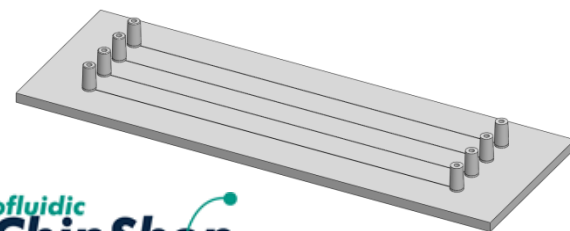


ChipShop Olive Chip Assembly

Tubing slides directly over olive connection for leak-free connections up to 42 psi (3 bar)



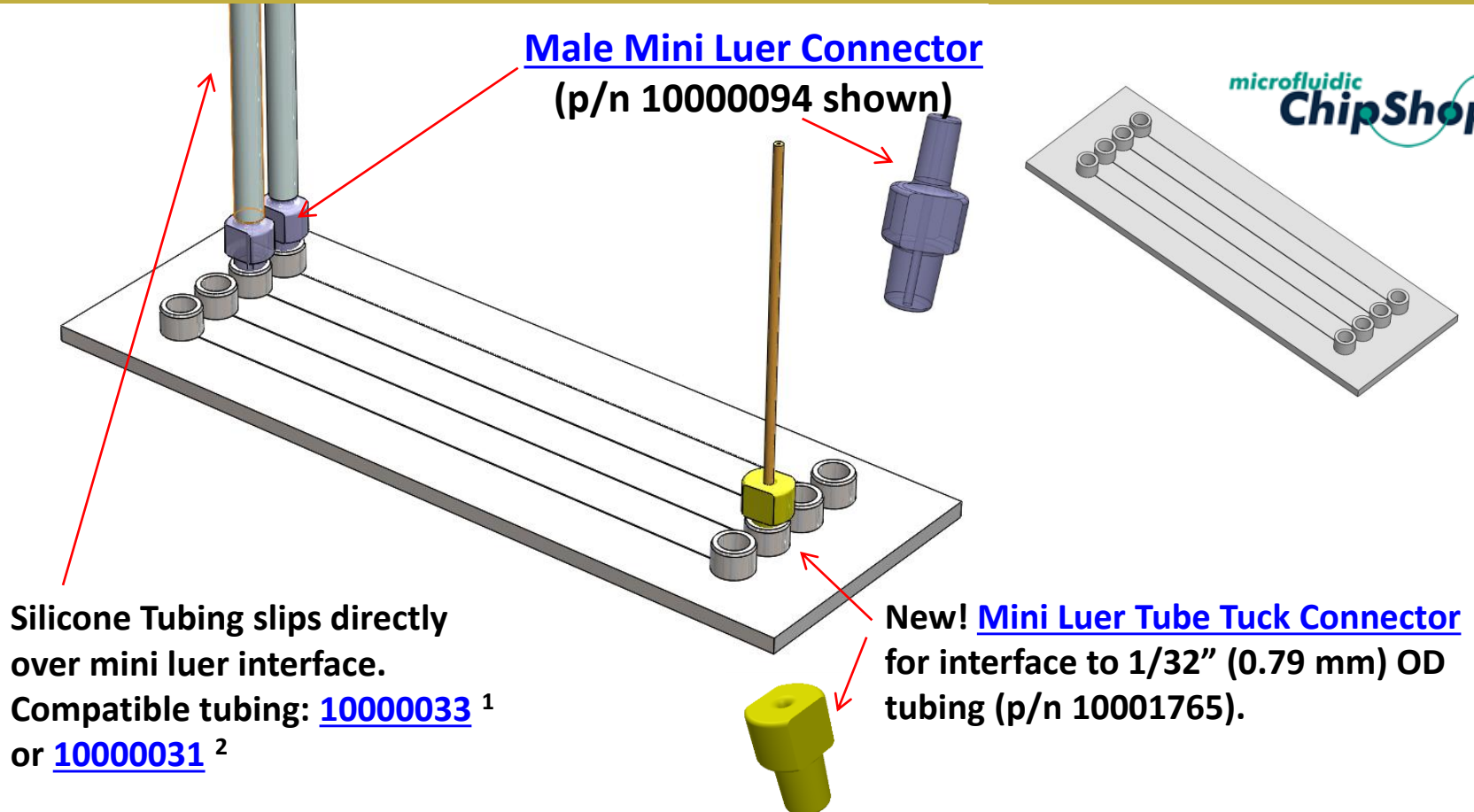
microfluidic
ChipShop



Silicone Tubing slips directly over olive interface.
Compatible tubing: [10000033](#)¹ or [10000031](#)²

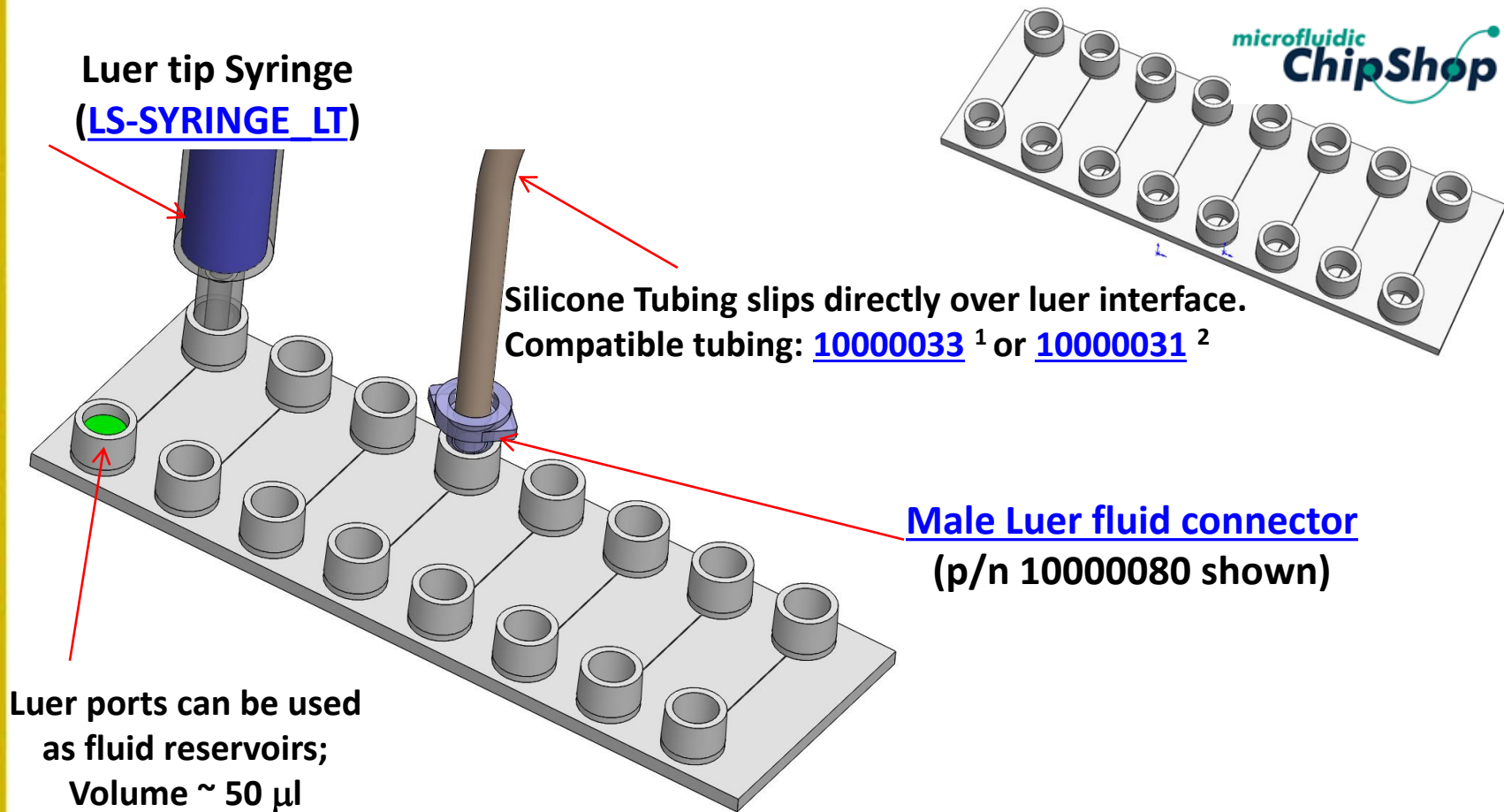
1. Can be used as sleeve to connect to [1/32" OD](#) or [1/16" OD](#) tubing.
2. Can be used as sleeve to connect to PTFE microtube ([10000032](#))

ChipShop Mini Luer Chip Assembly



1. Can be used as sleeve to connect to [1/32" OD](#) or [1/16" OD](#) tubing.
2. Can be used as sleeve to connect to PTFE microtube ([10000032](#))

ChipShop Luer Chip Assembly



1. Can be used as sleeve to connect to [1/32" OD](#) or [1/16" OD](#) tubing.
2. Can be used as sleeve to connect to PTFE microtube ([10000032](#))